

Grade : 06 Year - End Examination - 2019 **31 E I,II**







Index No.: ..... English Language Time : 2 Hours

**Instructions : Answer all the questions on the paper itself.**

**Test 1**

Select the correct sentence from the box and write the number of the picture. One is done for you. (10 marks)

The children are listening to a story.	4
The farmer is planting paddy.	
They are playing in the swing	
Ravi is eating his lunch.	
Meena is reading a book.	
A man is selling vegetables.	

 (1)	 (4)
 (2)	 (5)
 (3)	 (6)

**Test 2**

Select the correct antonym from the box and write in the bracket. (05 marks)

- There are wild animals in the zoo. ( )
- The water tank is empty. ( )
- My sister is short. ( )
- I can't drink this hot tea. ( )
- Look at those young people. ( )

full	tame
cold	big
tall	old

**Test 3**

Complete these sentences with the correct form of the word in the brackets. (10 marks)

- You have to keep ..... classroom clean. (you)
- She lost ..... ring. (she)
- The house near the temple is ..... (we)
- He had to hire a taxi to take ..... luggage to the airport. (he)
- Teacher asked us to take ..... work books and do the activity. (we)

**Test 4**

Read the poem given below and answer the questions.

(10 marks)

**Little Brown Seeds**

Little brown seeds so small and round,  
Are sleeping quietly underground.  
Down came the rain drops  
sprinkle, sprinkle, sprinkle.  
Out comes the rainbow,  
Twinkle, twinkle, twinkle.  
Little brown seeds way down below,  
Up through the earth they grow, grow, grow.  
Little green leaves come one by one.  
They hold up their heads and look at the sun.

1. What is the title of the poem?

.....

2. What are small and round?

.....

3. Where do they sleep quietly?

.....

4. What came down?

.....

5. Write the rhyming words for,

Sprinkle - ..... round - .....

6. Find and write two adjectives from the poem;

1..... 2.....

7. Find and write two opposites from the poem:

Go ..... up .....

**Test 5**

Read the passage carefully. Choose the most suitable word from the box and fill in the blanks. One is done for you. (10 marks)

My name is Otis. I'm an owl. Have you heard an owl hoot before? I have a big (1) face and large eyes. I have strong legs and (2) ..... claws. I have strong wings and soft feathers. I (3) ..... during the day and (4) ..... for food at night. I like to catch rats. I can (5) ..... and hear things that are very far away. I have special feathers allow me to fly without making a sound. A baby owl is called an (6) ..... My home is a nest in a tree.

sleep	<del>face</del>	sharp	hunt	owlet	see
-------	-----------------	-------	------	-------	-----

**Test 6**

**Read the dialogue given below and fill in the blanks using a sentence / phrase given in the box. (05 marks)**

Mother : Saman what are you doing?

Saman : i) .....

Mother : What is your sister doing?

Saman : ii) .....

Mother : Where are the others?

Saman : iii) .....

Mother : I'm iv) .....  
Ask everyone to come in to have it with a snack.

Saman : v) .....

- She is playing with her doll.
- I'm reading a book.
- Making tea.
- They are in the garden.
- O.K mother.

**Test 7**

**Join the following sentences using "but" or "and" (10 marks)**

1. I like wood apple. I don't like apple.  
.....
2. We went to Kandy. We worshipped the Temple of the Tooth.  
.....
3. Sahan wanted to buy some books. The bookshop was closed.  
.....
4. Andare sat near the mat. Andare ate sugar.  
.....
5. Raj can speak English. He can't speak Hindi.  
.....

**Test 8**

**Look at the pictures. Fill in the blanks using the most suitable word given in the box. (10 marks)**

under	in	on	between	behind	front
-------	----	----	---------	--------	-------

1. There is an apple..... the table.
2. The book is ..... the pen and the apple.
3. An umbrella is ..... the bin.
4. The cat is .....the table.
5. There is a chair ..... the table.
6. There is a ball in .....of the cat.



**Test 9**

**Write a paragraph about one of the given topics. (50-60 words)**

**(10 marks)**

My leisure time activity (what is it/How you do/who helps/What you need to do it/Do you enjoy)

or

A visit to the zoo.(When did you visit/who joined/How did you go/What did you see/Did you enjoy)

.....

.....

.....

.....

.....

.....

.....

.....

.....

.....

.....

.....

.....

.....

.....

.....

.....

.....

.....

.....

.....

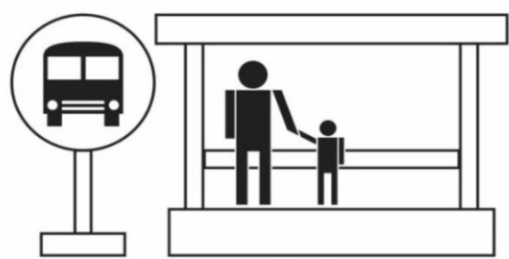
.....

**Listening task**

**(8 marks)**

Look at the picture.

Listen to the teacher. If the sentence is correct mark ✓ or if the sentence is wrong mark ✗ in front of the numbers given below.

	<table border="1"><tr><td></td><td>✓/✗</td></tr><tr><td>1</td><td></td></tr><tr><td>2</td><td></td></tr><tr><td>3</td><td></td></tr><tr><td>4</td><td></td></tr></table>		✓/✗	1		2		3		4	
	✓/✗										
1											
2											
3											
4											

Listen to the teacher and complete the picture.



<b>Writing</b>	<b>Listening</b>	<b>Speaking</b>	<b>Total Mark</b>
<b>80</b>	<b>08</b>	<b>12</b>	<b>100</b>



**GRADE 6 Year End Examination (English Language) Answer Sheet**

Question numbers									
1	2	3	4	5	6	7	8	9 listening	10 speaking
4	tame	your	little brown seeds	face	I'm reading a book	I like wood apple but I don't like apple.	On		
6	full	her	little brown seeds	sharp	She is playing with her doll	We went to Kandy and worshiped the temple of the tooth.	Between		
1	tall	ours	under ground	sleep	They are in the garden	Sahan went to the book shop but it was closed.	In		
2	cold	his	rain drops	hunt	Making tea	Andare sat near the mat and ate sugar.	Under		
5	old	our	twinkle ground	See	OK mother	Raj can speak English but he can't speak Hindi.	behind		
3			brown green little rain (any two)	owlet			front		

**GRADE 6 Year End Examination (English Language)**

**Grade 6 - Listening texts (4x2 = 8 marks)**

Task 1.

1. This is a picture of a bus stop.
2. There are three people.
3. The man is holding the child's hand.
4. They are sitting on a bench.

Task 2.

1. Draw a long pencil on the book.
2. A boy is standing behind the table.
3. He is wearing a cap.
4. Draw a ball under the table.

**Grade 6  
Listening Text**