



# 5

## BETWEEN THE MILES

### Activity 01

Fill in the blanks and complete the conversation .

can come back / next week / Thank you /Good morning /  
 Would you like to try them on / your size in black./  
 what colour do you prefer / give me a second

- Shop keeper : Good morning .  
 May I help you?
- Ek mali : ..... Do you have rubber slippers  
 in size four?
- Shop keeper : Let me check.....?
- Ek mali : I need a pink pair.
- Shop keeper : I think we have in the store .....  
 I'll be right back.
- Ek mali : Thanks.
- Shop keeper : I'm sorry, we only have in four and a half.  
 .....?
- Ek mali : They are too big.
- Shop keeper : We only have .....
- Ek mali : Yes, but in fact I was looking for the pink ones
- Shop keeper : I'm sorry. You may have them  
 by..... Then you .....  
 and buy a pink pair.
- Ek mali : All right. ....
- Shop keeper : You're welcome.



 Activity 02

Complete the table using suitable suffixes.

word	added ending	new word
help	+ ful +less	helpful helpless
rest		
play		
hope		
joy		
tidy		
sick		

 Activity 03

Lahiru's aunt had a fall. She is admitted to hospital. He sent her a short letter. Complete it.

Dear aunt,

How is your leg now? Is it very (i).....(pain)? My mother says you're always (ii).....(care) when climbing stairs. You'll have to rest for sometime because of this (iii).....(ill). I'm sure the (iv).....(treat) will be (v).....(success) and you'll be as (vi).....(cheer) as you used to be. I'll visit you with my mother. Get well soon.

Love,  
Lahiru



 Activity 04

Write a letter to one of your friends describing any gift you have received.

Include the following

- what the gift was
- who gave it to you
- how you felt after receiving it

Here is the format of a personal letter.

.....  
.....  
.....

Dear .....,

.....  
.....  
.....  
.....  
.....  
.....  
.....  
.....  
.....  
.....



 Activity 05

1) Write the correct comparative and superlative forms of these adjectives.

- |               |       |       |
|---------------|-------|-------|
| 1. good       | _____ | _____ |
| 2. easy       | _____ | _____ |
| 3. small      | _____ | _____ |
| 4. beautiful  | _____ | _____ |
| 5. bad        | _____ | _____ |
| 6. far        | _____ | _____ |
| 7. happy      | _____ | _____ |
| 8. fat        | _____ | _____ |
| 9. fast       | _____ | _____ |
| 10. difficult | _____ | _____ |

2) Fill in the blanks with the most suitable form of adjective.

1. Elephants are \_\_\_\_\_ ( intelligent) than other animals.
2. Health is \_\_\_\_\_ (important) than money.
3. My school is the \_\_\_\_\_ (good) school in our area.
4. There are many cheap things in that grocery shop, but salt is the \_\_\_\_\_ thing.(cheap)
5. Shoes are \_\_\_\_\_ (expensive)than slippers.
6. The weather today is \_\_\_\_\_ than it was yesterday. (bad)
7. Everest is the \_\_\_\_\_ mountain in the world. (high)
8. A shark is \_\_\_\_\_ than a dolphin. (dangerous)
9. A lion isn't as \_\_\_\_\_ as a cheetah. (fast)
10. The rose is \_\_\_\_\_ (beautiful) than the shoe flower.



Activity 06

Sources of water

This picture shows sources of water all over the world. Match the words with pictures. Add any other source to the list that you have learnt.

1



.....

2



.....

3



.....

4



.....

5



.....

6




.....

7



.....

8



.....

9



.....



10



11



12



13



- spring
- fountain
- stream
- river
- pond
- lake
- reservoir
- well
- hand pump
- rain
- ocean
- waterfall
- tube well
- canal
- sea



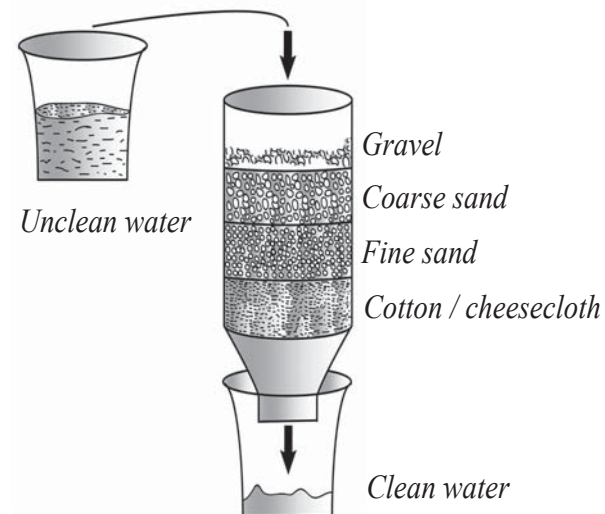
Activity 07

Let's build a water filter.

This is how Rahal and Thamal built a water filter. The steps are not in order. Rearrange them. Write the correct number in the box.

Materials Needed:

- A plastic bottle
- A pair of scissors or a knife
- Cotton balls
- Sand or charcoal
- Gravel
- Large gravel or small rocks
- Cup to hold filtered and non-filtered water.



Pour unclean water into the bottle.

Fill inside with layers of cotton, sand, gravel and rocks.

See how clean the water runs.


First, cut the bottom of the clear plastic bottle.

Stand the bottle upside down on the top of the container.



Activity 08

Write 10 sentences about the picture given below.



- 1) .....
- 2) .....
- 3) .....
- 4) .....
- 5) .....
- 6) .....
- 7) .....
- 8) .....
- 9) .....
- 10) .....