

PLAN THE WORK WORK THE PLAN

1

Activity 1.1


Act out

The Grade 8 students of Ranpura Vidyalaya are organizing an English camp. The members of the organizing committee Saranga, Amitha, Rajeshwari and Milan have decided to meet at Saranga's house to plan it out.

Amitha: Hello, aunty, good afternoon! Is Saranga at home?

Aunty: Good afternoon, Amitha. Yes, he's here. Please come in.

Milan: Thank you, aunty.



Saranga: Hello, everybody! Why don't you sit down and make **yourselves** comfortable, so that we can start our discussion straightaway?

Rajeshwari: Let's first discuss what we have done so far, shall we?

Milan: Well, I've already prepared the invitation cards.



- Amitha:** Wow! Did you do it all by **yourself**?
- Milan:** All by **myself**? How could I? Ameena and Romesh helped me with the invitations for the invitees and the judges. Our art teacher **himself** designed the invitation for the Chief Guest.
- Saranga:** Rajeshwari, how about selecting costumes for the drama, the sound system and the decorations?
- Rajeshwari:** Jude will take care of the sounds. Ruvin and Meena promised to do the decorations by **themselves**. But, selecting costumes for the drama is a problem. I can't manage it by **myself**. I need someone to help me.
- Saranga:** Any volunteers?
- Amitha:** I can ask my mother to help us with that.
- Saranga:** That would be great.
- Milan:** How about the language activities and games?
- Saranga:** Our English teacher said that she **herself** would prepare them. Well, we seem to be doing fine so far. I'm sure we can make the English camp a success and be proud of **ourselves**.

Activity 1.2

Read and answer the given questions.

1. Who were the members of the organizing committee?
2. Where did the organizing committee meet?
3. Did Milan prepare the invitation cards by himself?
4. Who designed the invitation for the Chief Guest?
5. What were the responsibilities of the following students? List them
 - a. Jude
 - b. Ruvin and Meena
6. How did they solve the problem of selecting the costumes for the drama?

LEARNING POINT

Read the following sentences paying attention to the highlighted words.

Why don't you sit down and make **yourselves** comfortable, so that we can start our discussion straightaway?

Did you do it all by **yourself**?

All by **myself**?

Our art teacher **himself** designed the invitation for the Chief Guest.

Ravin and Meena promised to do the decorations by **themselves**.

Our English teacher said that she **herself** would prepare them.

I'm sure we can make the English camp a success and be proud of **ourselves**.

*The highlighted words given above are called "reflexive pronouns."
Study the chart given below:*

Singular

Subject pronouns	Reflexive pronouns
I	myself
you	yourself
he/she/it	himself/herself/itself

Plural

Subject pronouns	Reflexive pronouns
we	ourselves
you	yourselves
they	themselves

1) A reflexive pronoun used as an object comes immediately after a verb or preposition.

e.g. :- Why don't you sit down and make **yourselves** comfortable, so that we can start our discussion straightaway?

I'm sure we can make the English camp a success and be proud of **ourselves**

2) A reflexive pronoun can also be used to show the emphasis given by the speaker to a certain noun or pronoun.

Our art teacher **himself** designed the invitation for the Chief Guest.

Our English teacher said that she **herself** would prepare them.

Activity 1.3

A) Rearrange the words to form correct sentences to use reflexive pronouns as objects.

1. herself/ does/always/she / things / by
2. a/ I/ dictionary/ myself /bought
3. of /made /cup /himself/ he/ a /tea
4. a/ circle/ they/ in/ arranged /themselves
5. defended/ the/ dog/against /kitten/ our/ itself

B) Follow the example and mark with ^ the positions where you can use the word given within brackets. Copy them to your writing book.

e.g. : I prepared meals[^]. / I[^] prepared meals. (myself)

I prepared meals **myself**. / I **myself** prepared meals.

1. The teacher telephoned my mother. (herself)
2. My father grows these vegetables. (himself)
3. They built a house. (themselves)
4. The kitten cleaned. (itself)
5. We cooked the meals. (ourselves)

Activity 1.4

Act out

The Science Society of Saranga's school has decided to organize a science exhibition. Saranga was invited to share his camp experience with his friends in the Science Society.

Saranga: Hello friends, thank you for inviting me to speak to you this morning. We organized our annual English Camp successfully. So, I'm here to share my experience with all of you. Honestly, organizing a camp is a big task. You must be wondering how I managed to do it. My father is a great planner and his motto in life is, "Plan the work, work the plan". So we simply followed his motto. We started off by laying out a plan. Then, we thought we should have a discussion. We even planned what we hope to talk there. Each of us carried a small note book with us which we used to note down all the important information. This book helped us a lot. Whenever, we met to discuss our plans, we would share the notes that we have made. Therefore, everybody knew what needed to be done. This made the organizing of the work easy for us. In short, planning helped us in organizing the work well.

Yes, Ravi do you have any questions?

Ravi: Did you take a lot of time to plan the work?

Saranga: Yes, it took us a whole day to plan the work. But, in the end we didn't feel that it was a waste of time. Time spent for planning is an investment. You know, planning helps us to ensure good results. Our initial planning helped us to reduce our shortcomings. Last year we didn't plan our work well and as a result we had to face a number of problems. In a nutshell, the simple thing to do is to plan your work and then, work your plan. Do you have any questions?

Ravi: Thank you Saranga, it's so nice of you to have come here to share your experience with us.

Saranga: My pleasure. All the best!



A) Read the whole text and complete the following sentences.

1. Saranga was invited by the of his school.
a. English Club **b.** Science Society **c.** Social Science Society
2. He went there to his friends.
a. advise **b.** chat with **c.** share his experience with
3. The motto given in the text is
a. “Plan the work and work the plan”.
b. “Plan the work and then execute the plan”.
c. “First plan and then plan will work”.
4. Saranga and friends took to plan the camp work.
a. one day **b.** two days **c.** three days
5. The time they took for planning is of time.
a. a waste **b.** not a waste **c.** a use

B) Answer the following.

1. Why did they use a note book?
2. What are the benefits of planning?

C) Have you ever planned any work? Share your experience with your friends.

D) “Time spent for planning is an investment”. Do you agree? Discuss with your friends. Present your ideas to the class.

Activity 1.5

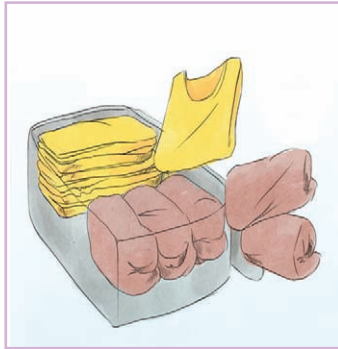
Listening

Themiya and his twin brother Thenuka are scouts. They are getting ready for a field trip. Their mother gave them instructions to pack their travelling bags. She always asks them to write a list of items before they pack the bags. Listen and find the items they discussed.

cups, mugs, soap, water, clothes, compass, uniforms, toothbrushes, washing powder, combs, flip flops, mirror, toothpaste, money, mobile phone, torch, caps, boots

Activity 1.6

Themiya and Thenuka met a new friend, Raju who shared a new way to pack the bags. Look at the picture clues and find how he arranged the bag. Rearrange the pictures and write the relevant number against each sentence.



1



2




3



4



5



6



7



8



9



10



11

- Gather all the clothes you will need.
- Roll softer clothes.
- Fold the stiffer ones.
- Arrange the rolled items and folded clothes separately.
- Top the pile with the clothes you'll need first.
- Write a list of items you will need.
- Select a suitable travelling bag.
- Put all toiletries separately.
- Use a separate bag to put shoes or flip flops.
- Your packed bag will look like this.
- Use the corners to put rolled clothes.

LEARNING POINT

Countable Nouns/Count Nouns

A count noun is something we can count.
It has singular and plural forms.

e.g. :

<i>Singular</i>	<i>Plural</i>
book	books
bus	buses
mango	mangoes

Activity 1.7

Write the plural form of the following words.

- | | |
|---------------|------------|
| 1) cup | 6) boot |
| 2) cloth | 7) uniform |
| 3) toothbrush | 8) tomato |
| 4) compass | 9) box |
| 5) torch | 10) vase |

Activity 1.8

Recite the following poem aloud.

A Time to Talk

**When a friend calls to me from the road
And slows his horse to a meaning walk,
I don't stand still and look around
On all the hills I haven't hoed,
And shout from where I am, 'What is it?'
No, not as there is a time to talk.
I thrust my hoe in the mellow ground,
Blade-end up and five feet tall,
And plod: I go up to the stone wall
For a friendly visit.**

By Robert Frost

- (A) Select the suitable word to complete the following blanks.
- There are (5,7,10) lines in this poem.
 - A rhyming word for 'walk' is (tall, wall,talk).
 - The friend comes asking for (hoe, horse, help).
 - The speaker is (busy, not busy, sleepy).
 - The speaker is (weeding, hoeing, sowing) the ground.
- (B) Read the poem once again and draw a picture, depicting the scene described in it.

Activity 1.9

Amitha wrote a letter to her penfriend in Russia. Read it aloud.

5, Vijay Road,
Puttalam,
Sri Lanka.
20th February 20..

Dear Svetlana,

Thank you very much for your letter and the lovely photographs. Hope everything is going well at your end. I was a little busy during the last few weeks. We had a lot of work to do at school. I prepared a plan to complete all the school work on time.

I was so happy to know that you are a nature lover as I am. You have asked me about the extra curricular activities that I am involved in. You know, I'm a very active member of the Nature Club of our school. Every month we plan a special programme.

This time we organized a beach clean up. Many people on the beach including the tourists volunteered to help us to clean the beach. At this event, the Local Environmental Organization conducted an awareness programme to educate the public on the importance of using eco-friendly products. At this programme they spoke about the importance of using eco friendly paper, cloth bags and paper cups. Some people bought some of the eco-friendly products that were available there. Interestingly, one Foreign tourist shared his personal experience on how he was able to change the attitudes of his neighbours on protecting the environment.

By the way Svetlana, your younger sister looks very sweet. When will she start school? Give my regards to your family. I'm sending some family photographs with this letter. Hope to hear from you soon.

Love,
Amitha.

a) Answer the following questions.

1. Where is Amitha's pen friend from?

2. What did Svetlana send to Amitha?

3. Does Svetlana love nature? Support your answer by copying the line(s) from the letter.

4. What did the Nature Club members do in February?

5. Did the club members sell anything at the beach clean up?
Give reasons for your answer.

b) Write a letter to a pen friend asking about his/her plans for the year.