












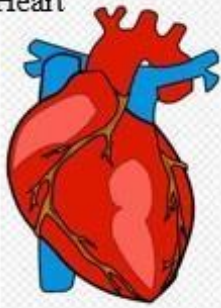

English

Grade 7



The Tree, The Pencil Maker and The Pencils- Page 17

I. Picture Dictionary for Vocabulary

<p>Young man</p> 	<p>Jungle</p> 	<p>Shady tree</p> 	<p>Deep sleep</p> 	<p>Oak trunk</p> 
<p>Pencils</p> 	<p>Painful</p>  <p>gg70360832 GoGraph.com</p>	<p>Sharp pencil</p> 	<p>Heart</p> 	<p>The world</p> 

Let's read a folk story in your pupil's book...Page 17

II. Pre-reading Activity



1st picture

Can you see a tree here?

Is the tree happy or sad?

What is the young man doing?

How many people can you see?

2nd picture

What is he sharpening?

- A piece of wood / A piece of plastic
- What is the young man doing?
- He is making pencils / He is cooking.
- What does he have in his hand?
- A knife / A pair of scissor

III. Match the opposite words.

old

right

worst

good

sad

inside

wrong

young

outside

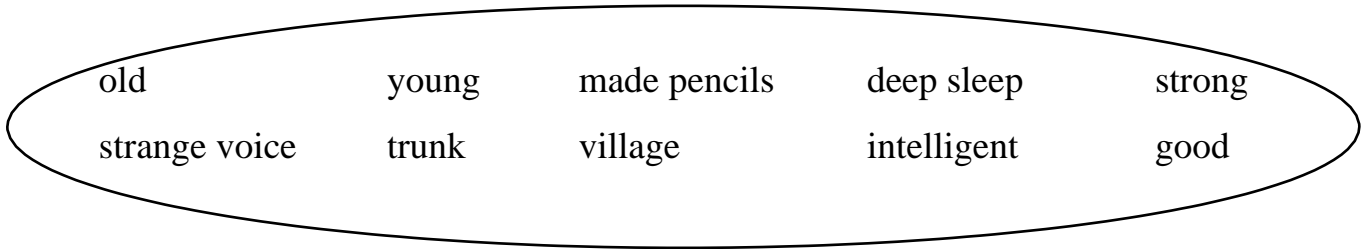
worst

bad

happy

IV. Put these words in the correct column. Refer to a dictionary if necessary.

අවශ්‍ය නම් ශබ්දකෝෂයක් භාවිතා කරන්න.



The tree	The young man

- ❖ Read the story again and write down a list of good things a pencil can do according to the young man.