



WESTERN MUSIC

GRADE 8

Self -Learning Pack

(Term III)

Ministry of Education

Aesthetic Education Branch



Advisors

- Prof. K. Kapila C.K. Perera -Secretary, Ministry of Education
- Dr. M. Upali Sedara -Secretary, State Ministry of Education Reforms,
Open Universities and Distance learning Promotion

Guidance

- H.U. Premathilake - Additional Secretary
Education Quality Development
Ministry of Education
- G.M. Niel Gunadasa - Additional Secretary
State Ministry of Education Reforms,
Open Universities and Distance learning Promotion

Coordination

- Dr. Nishadh Hadunpathirana -Director, Aesthetics Education,
Ministry of Education

Monitoring &Direction

- Ushitha A. Samarakoon -Deputy Director (Western Music)
Ministry of Education

Writers

- ❖ Thilini Opanayake - Southlands College- Galle
- ❖ Ayomi Jayarathna - Dharmadasa Maha Vidyalaya -Peliyagoda
- ❖ Asanka Perera - Sri Sumangala Balika Maha Vidyalaya- Panadura
- ❖ Geethika Mohotti - Lindsay Balika Vidyalaya-Colombo
- ❖ Kanchana Seneviratne - St. Paul's Girls' School- Milagiriya
- ❖ Vishmini Soysa - Sri Sumangala Balika Maha Vidyalaya- Panadura

CONTENT

- 3.3.1 Solo Performance up to Quintet
- 5.1.1 Explores the String Section of the Orchestra
- 6.8.1 Major and Minor Triads in root position
- 6.9.1 Analyzing Music- Ternary Form
- 6.9.2 Defining and describing Terms and Signs
- 6.11.1 Understanding Pitch and Power of Sound
- 8.1.4 Singing Calypso Songs and Old Favourites

Competency	6.0	-	Applies theoretical and practical knowledge of the rudiments of music
Competency Level	6.9	-	Analyses the structure of music.
Activity	6.9.2	-	Defining and describing Terms and Signs. Adagio, Allegro, Andante, Moderato

Terms and signs

Italian is the International language of Music.

Italian terms are commonly used in Music Notation

Do you know the reason for that?


Because the most important early composers were Italian and they used musical marking in Italian during that period.

Therefore you need to know the Italian terms and the meanings, and then you can understand what is written by the composers on the Musical Score.

Let's look at these pictures given below.

What do you think of the speed of them?

Who is the fastest one? Who is the slowest one?



Now arrange them and draw according to their speed from the slowest to the fastest

What is **Tempo**?

Tempo refers to **the speed of Music**.

It tells us how fast or slow a piece of music should be played.

Tempo marking is **written at the beginning of the Piece** above the first bar.

Look at the Musical extract given below composed by J.S. Bach.

Observe where the tempo mark is indicated.


Air on the G String
from Suite no.3

J.S.Bach

Tempo Mark

→

Andante



The terms used in tempo marking are shown in comparison to the speed of the following living beings.





Study the following Italian Terms and the English Meaning.

<u>Italian Term</u>		<u>English Meaning</u>
Adagio	–	Slow
Andante	–	Going at an easy pace
Moderato	–	At a moderate pace
Allegro	–	Fast, Lively

For further reference

You can study the Italian Terms and signs which you have learnt in Grade 6 and 7 from the following Table.

Italian term	English Meaning	Sign
Piano	Soft	p
Pianissimo	Very Soft	pp
Mezzo piano	Moderately soft	mp
Forte	Loud	f
Fortissimo	Very Loud	ff
Mezzo Forte	Moderately Loud	mf
Decrescendo Diminuendo	Gradually getting Softer	
Crescendo	Gradually getting Louder	

Activities

1. The following musical extract is composed by W.A. Mozart.

The speed of the given extract is ‘fast’. Write it in the proper place in the musical extract.

Sonata in C
K. 545
for piano solo

W.A. Mozart (1756-1791)

2. Match the following Italian Terms and the English meaning

Slow

Going at an easy pace

At a moderate pace

Fast




Moderato

Allegro

Adagio

Andante

3. Fill the following grid.

Italian Term	English meaning	Illustrate
	Going at an easy pace	
Moderato		
Adagio		
	Fast	

4. Fill in the following .

Italian Terms	Opposite Word
Allegro	
Decrescendo	

5. Unscramble the letters and write the terms in the boxes.

O A G A D I Slow	→	
E S D O N E C R C Gradually becoming louder	→	
O A T O E D M R T At a moderate pace or speed	→	
A N O P I Soft	→	
E O F T R Loud	→	
E N A N D A T Going at an easy pace	→	
E G L R O A L Fast	→	

Listening

By listening to the following pieces, you can get a clear idea of the Tempo Markings of the given Pieces.

- Adagio** - <https://www.youtube.com/watch?v=pzlw6fUux4o>
- Andante** - https://www.youtube.com/watch?v=WfKcFi_ou9U
- Moderato** - <https://www.youtube.com/watch?v=av-nH6-c4xQ>
- Allegro** - <https://www.youtube.com/watch?v=UzEX0-nwN4Y>