

Competency 4.0

Ability to perform music on Recorder and Piano using proper technique

Competency Level 4.1



Plays tunes using notes G-A-B on the recorder

Activity 4.1.3

Plays simple melodies built on these notes and write some melodies



Let's revise how to play the easiest three notes, **G-A-B** on recorder



Can you remember we have played notes B, A and G on the Recorder?

Let's do some blowing activities with the notes **B, A** and **G** using different note values.

You have already learnt that there are different note values.

Learn the Basic Note Values



Name	Note	Name	Rest	Beats
Whole Note		Whole Rest		4 beats
Half Note		Half Rest		2 beats
Quarter Note		Quarter Rest		1 beat
Eight Note		Eight Rest		1/2 beat

When blowing the recorder, you have to follow the way of tonguing as follows.

Rhythm Syllables


	ti-ri-ti-ri
	ti-ti
	ta
	Ta-ah
	Ta-ah-ah-ah

Evaluation

(01) Do the following blowing Exercises.

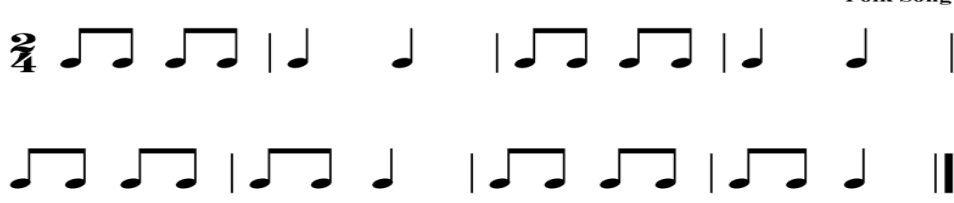
- (1) With the note **B**
- (2) With the note **A**
- (3) With the note **G**

Rhythm-only



Ringo Ringo Rango

Folk Song



Source: Feierabend, John. The Book of Simple Songs and Circles. 1996, p. 63.

Recorder Notes



Let's play simple melodies

The Clock and the Moon

Yellow Belt

Don Muro

Andante



Spin Cycle

Blue Belt

Katie Traxler

Adagio



Song of the Sea

Moderato Yellow Belt Don Muro

The musical score for 'Song of the Sea' is written for a four-part vocal ensemble in 3/4 time. The tempo is marked 'Moderato' and the dynamics start at 'mf'. The score consists of four staves. The first staff begins with a treble clef and a key signature of one flat. The music features a mix of half notes and quarter notes. A 'Fine' marking is placed below the second staff, and a 'D.C. al Fine' marking is at the end of the fourth staff.



Mary had a Little Lamb

The musical score for 'Mary had a Little Lamb' is written for a single voice in 4/4 time. It consists of two staves. The first staff contains the melody for the first line of the song, and the second staff contains the melody for the second line. The lyrics are written below the notes.


Ma-ry had a lit-tle lamb lit-tle lamb, lit-tle lamb.

Ma-ry had a lit-tle lamb, it's fleece was white as snow.

Waltz

The musical score for a 'Waltz' is written for a single voice in 3/4 time. It consists of two staves. The first staff contains the melody for the first line, and the second staff contains the melody for the second line, which includes a first ending (1.) and a second ending (2.).





I love Little Pussy

Recorder

Piano

Ring - a - Ring - a - Roses

Recorder

Piano

Recorder

Piano



Let's create a simple melody to play

- Put the Treble clef at the beginning of the stave.
- Let's write it in Triple time. So put the time signature accordingly. (as in the Waltz above.....)
- Start and end with the note **G**
- You can use the notes of **G, A** and **B** to create your melody (using different note values as you wish)
- Complete the simple melody with four bars.

Now, play your own melody on the recorder and enjoy. Try to create more.